



Meters  
Valves  
Instruments  
Systems

## Elster® RABO®

Highly Accurate Rotary Gas Meter

# Honeywell

**BUY NOW**

Devtech Sales, Inc. is a Florida-based manufacturer's representative focused on supplying engineered equipment to natural gas, power and industrial customers. Devtech is Florida's leading provider of measurement and control products and systems such as gas meters, valves, odorizers, filters, instruments, flow correctors, flow computers, gauges, gate stations, meter/regulator skids and automatic meter reading systems.

Devtech Sales, Inc. • 118 S. Lake Ave. • Avon Park, FL • 863-453-5959

[HTTPS://WWW.DEVTECHSALES.COM](https://www.devtechsales.com)

# Elster® RABO®

## Highly Accurate Rotary Gas Meter

### Applications

Honeywell Elster has combined tried and tested product features of their RPM and IRM rotary meter product lines with new developments into a single product. The new Honeywell Elster Rotary Gas Meter offers a feature set that meets virtually all market applications in one simple design.

Rotary-All-By-One, simply, all-in-one!



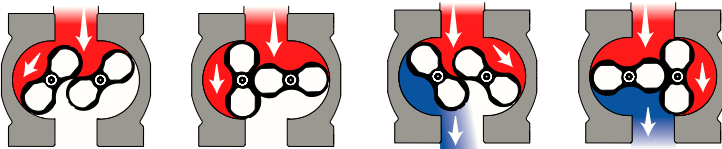
### Brief information

#### General

- MAOP 290 psig
- Temperature range -40 F to +140 F
- Meets ANSI B109.3 and EN12480:2015
- Approvals pursuant to MID/PED/ATEX directives
- Media: dry natural gas, noncorrosive industrial gases.

#### Operating Principle

The Elster Rotary Gas meter utilizes the rotary-type positive displacement principle of operation which makes volumetric measurements by displacing finite volumes of gas. The positive displacement occurs within a cavity formed between the meter's internal housing and its rotating impellers. The counter-rotating "figure-8" impellers turn as a result of pressure drop across the meter's inlet and outlet created as downstream gas is consumed. The rotating impellers separate the flowing gas into small, finite, volumes and are counted using a mechanical index.



As the left impeller rotates toward the vertical position, gas enters the cavity created between the impeller and the housing.

When the left impeller reaches the vertical position, a finite volume of gas is captured in the left cavity.

As the impellers continue to turn, the volume of gas in the left cavity is discharged. Simultaneously, gas is entering the space between the right impeller and housing.

After further rotation, the right impeller becomes vertical and a finite volume of gas is captured in the right cavity.

## FEATURES & BENEFITS

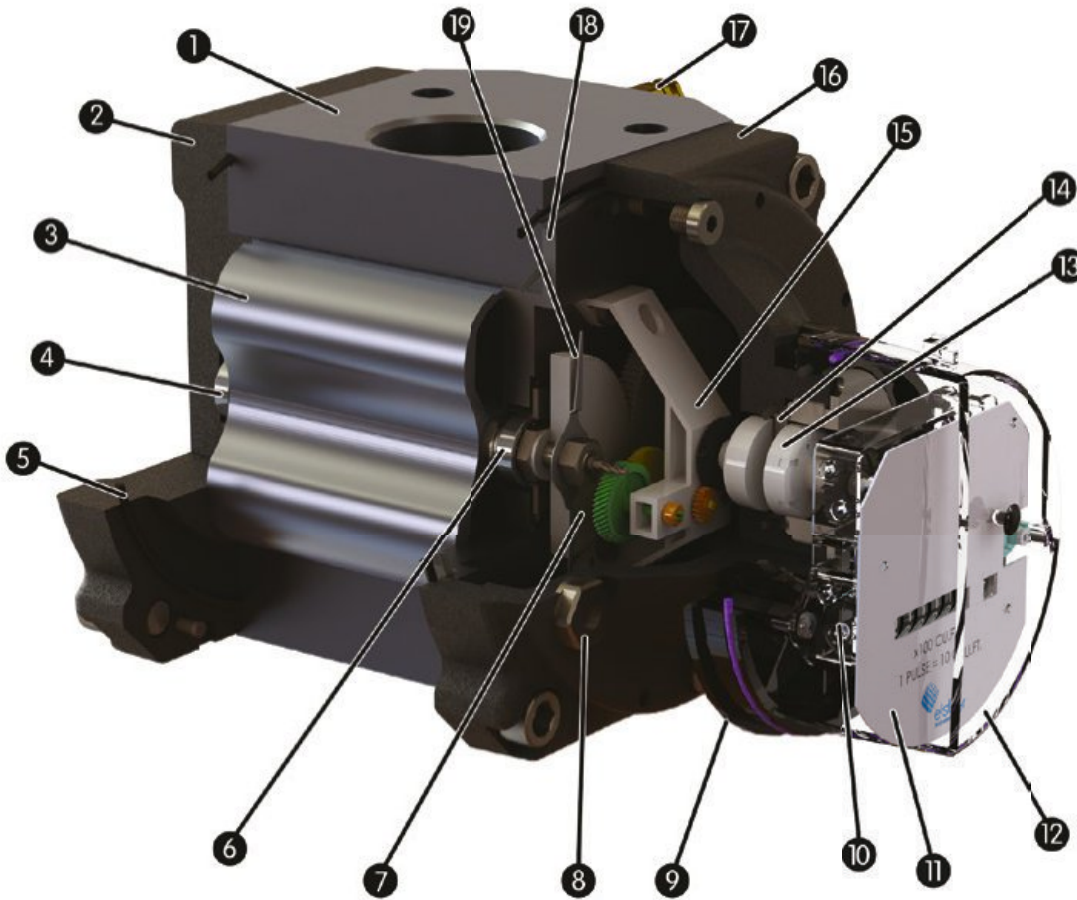
#### Main Features

- 4 meter sizes
- 3,500 to 14,000 acfh Maximum Capacity
- 2", 3" and 4" ANSI 125/150 flanged connections
- High rangeability across the flow range
- Low pressure drop
- Differential pressure taps on inlet and outlet with pressure test ports
- Non-lubricated and non-resettable index
- End view, rotatable index
- Heavy duty, compact design
- High impact-resistant, ultraviolet stabilized index cover
- Anodized extruded aluminum body and impellers
- Anodized forged aluminum case covers
- Permanently lubricated bearings
- 10ft<sup>3</sup> output on all meter sizes

#### Options

- Pulse outputs
- Thermowell
- Index masking
- Gasket strainers
- Flange bolts and gaskets
- AMR mounting
- Differential pressure gauge kit
- Instrument Drive for sizes 3.5M/G65 and 5.5M/G100
- Bracked or ID-mounted P&T correction (EC350)

# Elster® Rotary Gas Meter Construction



Meter Construction		
No.	Part Name	Material
1	Case	Extruded Aluminum, Hard-coat Anodized
2	Back Case Cover	Forged Aluminum, Hard-coat Anodized
3	Impellers	Extruded Aluminum, Hard-coat Anodized
4	Back Bearing	Stainless Steel, Permanently Lubricated, Shielded
5	O-Ring	Buna-N
6	Front Bearing	Stainless Steel, Lubricated, Shielded
7	Timing Gears	Carbon Steel
8	Sight Glasses	Aluminum Housing
9	Index Base	High Performance Polyamide (Nylon)
10	Index	Polycarbonate
11	Index Masking Plate	Aluminum
12	Index Cover	Polycarbonate, UV Resistant
13	Index Drive	Magnet
14	Pressure Plate	Stainless Steel
15	Gear Box	Polyoxymethylene
16	Front Case Cover	Forged Aluminum, Hard-coat Anodized
17	Pete's Plugs	Brass Housing
18	Front Bearing Plate	Aluminum, Hard-coat Anodized
19	Oil Slinger	Steel
	Lubricating Oil	Shell Mortina

## Pulse Outputs

Elster Rotary Gas flow meters come equipped with a drive magnet as standard equipment for easy adaptability of a low frequency pulse generator. The pulse generators are attachable to the exterior of the index cover, and can be retrofitted or changed without opening the index. They also have sealing capability to visually detect tampering.

Model	Description
IN-S10	8' cable
IN-S10A	1.5' cable for Itron AMR connection
IN-S11	1 connector
IN-S12	2 connectors

All models include 2 independent switches and a tamper circuit. Pulse value is 10 acf (0.28 x am3) for all meter sizes. IN-S11 and IN-S12 come with mating connector, no cable included.


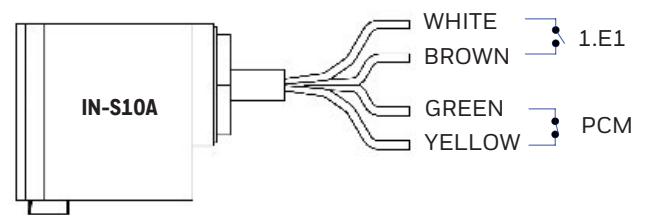
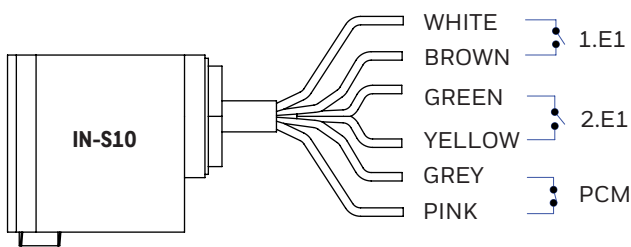


Technical Specifications				
Description	Min	Typ.	Max.	Unit
Voltage (U)	1		24	V
Current (I)	2		76	mA
Power (P)			1,1	mW
Static Contact Resistance			200	mΩ
Insulation Resistance	10 <sup>9</sup>			Ω
Breakdown Voltage	100		100	VDC
Switching Time Including Bounce		0.5		ms
Release Time		0.1		ms

Temperature range: -40°C ... +70°C

IP-Class: IP67

Explosion protection: II 2 G EEx ia 2C T4



Pulsers Pin-Out Connections			
Connector	1.E1	2.E1	PCM
IN-S11	1 + 2	5 + 6	3 + 4
IN-S12	1 + 2 (Back)	1 + 2 (Front)	3 + 4 (Front)



## Thermowell

316 SS, 0.25" Bore

Model
1/4" NPT with gland



## Index Masking

Mask
4 X 1,000 CF
5 X 100 CF (Std)
5 X 1,000 CF
6 X 10 CF
6 X 100 CF
Blank



## Instrument drive

- Provide an output shaft to drive instruments
- Accept known instruments via industry standard mounting plate
- CW shaft rotation
- 1:1 gear ratio
- Replaceable break-away feature
- <0.1% effect on accuracy at  $Q_{min}$
- Able to retrofit in the field
- Option for sizes 3.5M/G65 and 5.5M/G100



## Gaskets, Strainers, Bolts

Gaskets and bolts are necessary for mounting a meter in the gas line. Gaskets and strainers are high quality Garlock® BLUE-GARD® Style 3000, and Grade 5 bolts are Xylan® coated for increased corrosion resistance and reduced friction. Gasket strainers are an effective way to protect the meter and downstream equipment from weld slag and other debris in the gas system.



Technical Specifications			
Description	Size	Type	Mesh
Gasket Strainer	2" ANSI 125/150	Full Face *	80
Gasket Strainer	3" ANSI 125/150	Full Face *	80
Gasket Strainer	4" ANSI 125/150	Full Face *	80
Gasket Strainer	2" ANSI 125/150	Ring	40
Gasket Strainer	3" ANSI 125/150	Ring	40
Gasket Strainer	4" ANSI 125/150	Ring	40
Gasket Strainer	2" ANSI 125/150	Ring	20
Gasket Strainer	3" ANSI 125/150	Ring	20
Gasket Strainer	4" ANSI 125/150	Ring	20
Gasket Strainer	2" ANSI 125/150	Full Face *	20
Gasket Strainer	3" ANSI 125/150	Full Face *	20
Gasket Strainer	4" ANSI 125/150	Full Face *	20
Gasket & Bolts	2" ANSI 125/150	Ring	N/A
Gasket & Bolts	3" ANSI 125/150	Ring	N/A
Gasket & Bolts	4" ANSI 125/150	Ring	N/A

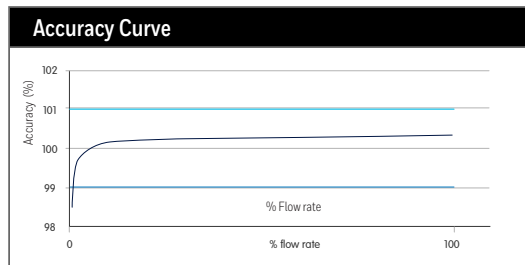


\*Not rated for full MAOP of the meter.

# Elster® Rotary Gas Meter Performance

Performance					
	Units	3.5M/G65	5.5M/G100	9M/G160	14M/G250
Rangeability		90:1	160:1	160:1	160:1
Start Rate	acfh [am <sup>3</sup> /h]	1.3 [0.04]	0.9 [0.03]	2.5 [0.07]	2.5 [0.07]
Stop Rate	acfh [am <sup>3</sup> /h]	1.1 [0.03]	0.8 [0.02]	1.9 [0.05]	2.3 [0.07]
Flow Rate at 1/2" w.c. DP, Gas	acfh [am <sup>3</sup> /h]	2,715 [77]	4,074 [115]	5,722 [162]	6,740 [191]
Differential Pressure at 100% Flow Rate	in. w.c. [mBar]	1.46 [3.64]	1.23 [3.06]	1.70 [4.23]	2.65 [6.60]

Note: Values are for air, except Flow rate at 1/2" w.c. DP, which are natural gas values.



## Sizing Chart

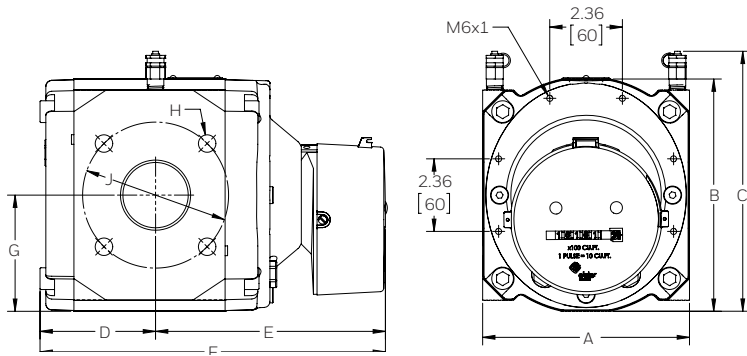
Using the chart below, select the appropriate meter by using the Maximum Instantaneous Flow Rate (scfh) and the Minimum Operating Pressure (psig) at any given point in time.

Example: A flow rate of 25,000 scfh and an operating pressure range of 75-100 psig would require a 5.5M meter based on a 75 psig minimum inlet pressure.

Sizing Chart					
Model		3.5M/G65	5.5M/G100	9M/G160	14M/G250
psig	[Barg]	Corrected Capacity in scfh [sm <sup>3</sup> /h]			
0.25	[0.0]	3,500 [100]	5,500 [160]	9,000 [250]	14,000 [400]
2	[0.1]	3,900 [110]	6,100 [170]	10,000 [280]	15,600 [440]
5	[0.3]	4,600 [130]	7,200 [200]	11,900 [340]	18,400 [520]
10	[0.7]	5,800 [160]	9,100 [260]	14,900 [420]	23,200 [660]
20	[1.4]	8,200 [230]	12,800 [360]	21,000 [590]	32,700 [930]
30	[2.1]	10,500 [300]	16,600 [470]	27,100 [770]	42,200 [1,190]
40	[2.8]	12,900 [370]	20,300 [570]	33,200 [940]	51,700 [1,460]
50	[3.4]	15,300 [430]	24,000 [680]	39,300 [1,110]	61,200 [1,730]
60	[4.1]	17,700 [500]	27,800 [790]	45,500 [1,290]	70,700 [2,000]
75	[5.2]	21,200 [600]	33,400 [950]	54,600 [1,550]	85,000 [2,410]
100	[6.9]	27,200 [770]	42,700 [1,210]	69,900 [1,980]	108,700 [3,080]
150	[10.3]	39,100 [1,110]	61,400 [1,740]	100,400 [2,840]	156,300 [4,430]
175	[12.1]	45,000 [1,270]	70,700 [2,000]	115,700 [3,280]	180,000 [5,100]
250	[17.2]	62,800 [1,780]	98,700 [2,790]	161,500 [4,570]	251,300 [7,120]
290	[20.0]	72,300 [2,050]	113,700 [3,220]	186,000 [5,270]	289,300 [8,190]

Note: All capacities are based on 14.4 psia atmospheric pressure, 14.73 psia base pressure, and 60° F base temperature.

## Dimensions, Weights and Connections



Dimensions and Weights						
	Units	3.5M/G65	5.5M/G100	9M/G160	14M/G250	
A	in. [mm]	6.75 [171]	6.75 [171]	9.5 [241]	9.5 [241]	
B	in. [mm]	7.56 [192]	7.56 [192]	10.08 [256]	10.08 [256]	
C	in. [mm]	8.63 [219]	8.63 [219]	10.75 [273]	10.75 [273]	
D	in. [mm]	3.78 [96]	5.43 [138]	5.16 [131]	6.14 [156]	
E	in. [mm]	7.52 [191]	9.17 [233]	10.67 [271]	11.65 [296]	
F	in. [mm]	11.26 [286]	14.61 [371]	15.83 [402]	17.76 [451]	
G	in. [mm]	3.78 [96]	3.78 [96]	5.04 [128]	5.04 [128]	
Nom. Pipe Size*	in. [mm]	2	3	3	4	
Bolt Size, H		5/8" - 11	5/8" - 11	5/8" - 11	5/8" - 11	
# Bolts / Flange		4	4	4	8	
Bolt Circle, J	in. [mm]	4.75 [121]	6.00 [152]	6.00 [152]	7.50 [191]	
Shipping Weight	lbs. [kg]	29.8 [14]	37.7 [17]	73.9 [34]	82.3 [37]	
Carton Size	in.	18.3L x 1.6W x 12.6H		23.6L x 13.0W x 13.4H		
	[mm]	465L x 270W x 320H		600L x 330W x 340H		

\*ANSI Class 125/150 flat face flange connection

Ordering Information	
Meter Model	
Index Masking	
AMR Mounting	-Horizontal or Vertical Flow
Special Badge	
Options	<ul style="list-style-type: none"> <li>- Thermowell</li> <li>- Pulser</li> <li>- Gasket Strainer</li> <li>- Gasket and Bolt</li> <li>- Installation Kit</li> <li>- Instrument Drive</li> </ul>



### For more information

To learn more about Honeywell Gas Measurement and Data Management Solutions, visit [www.honeywellprocess.com](http://www.honeywellprocess.com) or contact your Honeywell account manager.

### Honeywell Process Solutions

1250 West Sam Houston Parkway South  
Houston, TX 77042  
USA Tel: +1 832 252 3000  
[www.honeywellprocess.com](http://www.honeywellprocess.com)

Elster® and RABO® are registered trademarks of Honeywell International Inc.

BR-16-25-ENG | 03/17  
©2017 Honeywell International Inc.

**Honeywell**